


BBC

SERIES 420 - 4" BOREHOLE PUMPS



BBC Series 250 borehole pumps are available in 230/1/50 and 400/3/50 models.

Pump Construction: The pump head and suction body in OT58 Brass, casing, nuts, bolts and shaft are constructed from AISI 304 stainless steel, coupling in AISI 316 stainless steel, impellers and diffusers non-toxic polycarbonate, bearing in polyurethane with rotating element in stainless steel, check valve in resin.

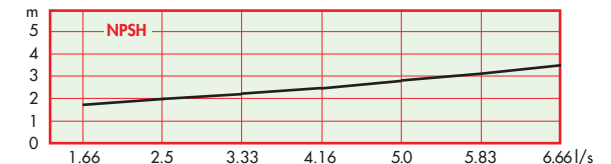
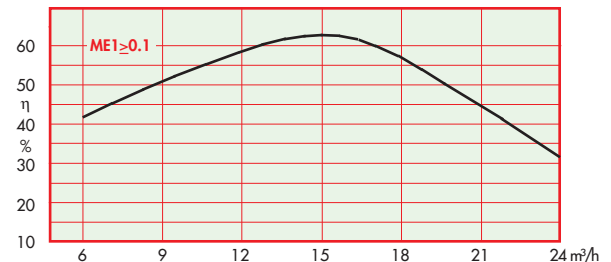
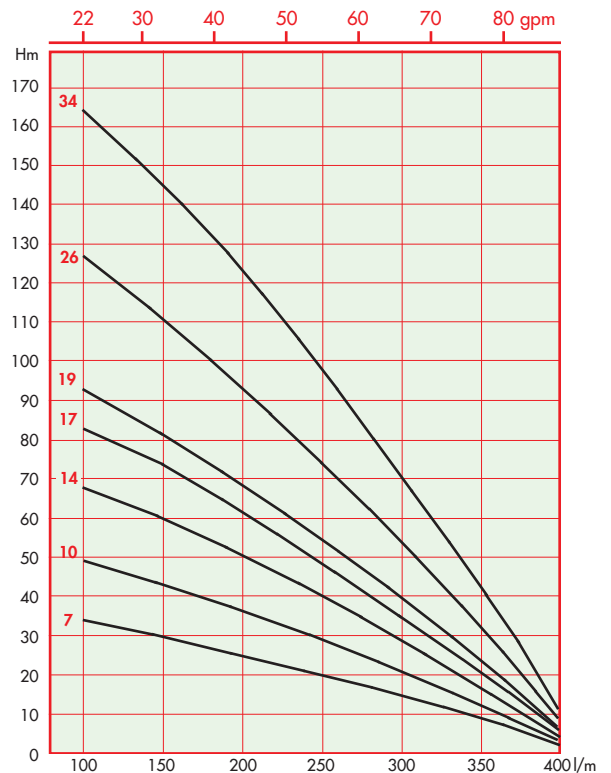
Motors: The rewindable motors are coolant filled type, asynchronous with short circuit rotor. Both shaft and coupling meet NEMA standards.

Casing AISI 304, shaft terminal AISI 303, Graphite/Alumina mechanical seal, NBR elastomers.

Application Features:

- Maximum immersion depth: 150m.
- Maximum sand content: 150g/m³.
- Maximum number of starts per hr: 30
- Maximum temperature of water: 35°C
- Continuous Duty S1 • Protection IP 68
- Insulation Class F • Pumps suitable for horizontal installation up to 19/420.

Smaller Idrosom models with motor sizes from 0.37kW are also available.



TECHNICAL DETAILS							
MODEL <small>M = 230/1/50 T = 400/3/50</small>	NOMINAL		NOM AMP	DIM. mm			WEIGHT Kg
	kW	HP		A	B	C	
BBC 4M20-7/420	1.5	2.0	11.0	1276	456	96	20.3
BBC 4M30-10/420	2.2	3.0	15.9	1667	612	96	28.7
BBC 4T20-7/420	1.5	2.0	4.2	1226	406	96	18.0
BBC4T30-10/420	2.2	3.0	5.7	1511	456	96	21.93
BBC 4T40-14/420	3.0	4.0	8.0	1987	552	96	29.4
BBC 4T55-17/420	4.0	5.5	10.0	2277	612	96	34.1
BBC 4T55-19/420	4.0	5.5	10.0	2437	612	96	35.4
BBC 4T75-26/420	5.5	7.5	12.5	3137	702	96	44.3
BBC 4T100-34/420	7.5	10.0	16.7	3912	782	96	52.8

