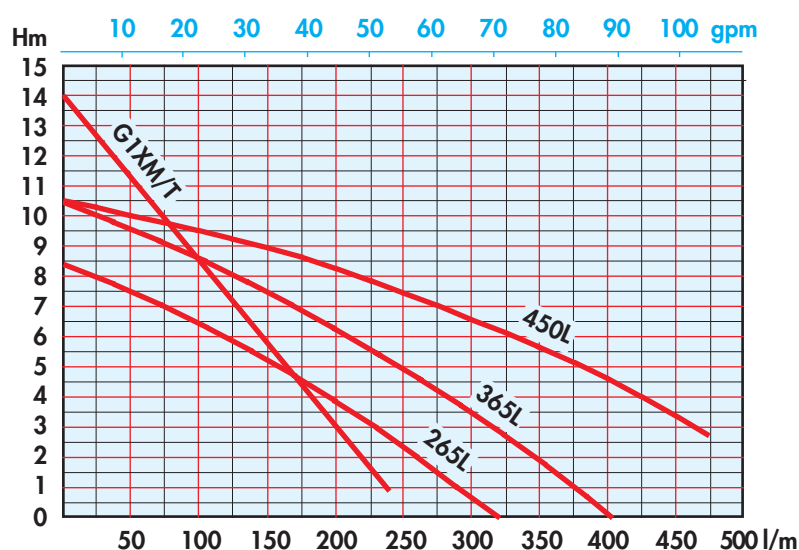


SEMIBOX 550

twin pump packaged station for waste water applications

The Semibox 550 litre automatic twin pump station comprises a high density polythene tank with removable covers, complete with watertight and gastight seals. It is supplied with pumps, all internal pipework, floatswitches, cable glands and control panel, ready for installation.

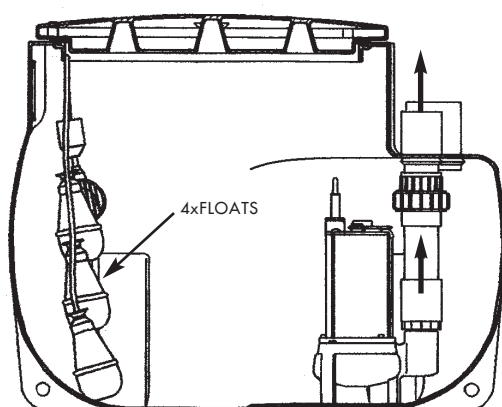
Suitable for pumped media temperatures up to +45°C, the 230/1/50 or 400/3/50 packages are normally supplied with 1½" or 2" discharge Semisom dirty water and sewage handling pumps, or the Gnasher G1XM/T grinder pump.



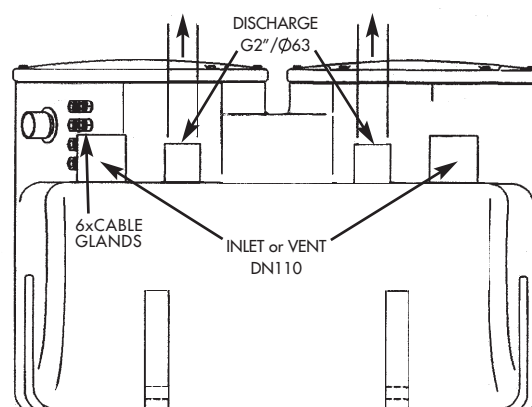
Twin pump alternating duty/assist panels can be supplied in either plastic or metal IP55 enclosures and feature power, running and cut-out lights, door interlocking isolator, hand off auto switches, audible alarm, and motor overload protection.



SEMISOM
 265L - 0.55kW - 35mm Solids
 365L - 0.75kW - 35mm Solids
 450L - 1.1kW - 50mm Solids
GNASHER
 GX1M/T - 1.2kW Grinder



OVERALL DIMENSIONS
 Height: 740mm
 Width: 920mm
 Length: 1100mm
WEIGHT
 Without Pumps:
 Approx. 80kg
EXTENSIONS
 300mm deep lid extension collars are available on request.



© Descriptions, technical data and features contained in this leaflet are not binding. We reserve the right to make any necessary modifications without prior notice.

